





# UNIFORM GUIDE

Detailed uniform expectations and size chart of all year levels for the Academic Year 2023 onwards.



# SCHOOL UNIFORM EXPECTATION



Uniforms can help to develop the right mindset among learners, instilling pride and supporting positive behaviour and discipline. At The Apple International School, we believe it is important that our students come to school smartly dressed at all times, in complete school uniform. The Apple International School uniform is intended to develop a sense of loyalty to the learning community to which they belong, a focus for the school day ahead and an overall sense of identity. As a school, the quality of uniforms matters to us. We want to set out our uniform expectations for all children at our school providing clarification and acting as a quick reference guide.

We place the highest value on school uniforms; hence, we partnered with **Modern Merchant** and **Zyra Design and Fabric Studio** to launch our very own dedicated design for our students.

The uniforms can be purchased from our school uniform shop, at parents' convenient hours. The school uniform shop has trained staff to assist with any sizing questions you may have.

Please note that the uniforms must be purchased from our school uniform shop to ensure the quality and uniformity of style and fabric.

Maintaining high standards across the school is essential both within our school community and the overall image and reputation of the school. We would request your support in ensuring that your child is in the correct school uniform every day from the new academic year. If you have any queries or need further information, please do not hesitate to contact our reception.

Your sincerely,

**Principal**  
**The Apple International School**

# INDEX



	PAGE NO.
<b>FS 1 - FS 2 Boys Core Uniform</b>	<b>1</b>
<b>FS 1 - FS 2 Girls Core Uniform</b>	<b>2</b>
<b>Year 1 - Year 2 Boys Core Uniform</b>	<b>3</b>
<b>Year 1 - Year 2 Girls Core Uniform</b>	<b>4</b>
<b>Year 3 - Boys Core Uniform</b>	<b>5</b>
<b>Year 3 - Girls Core Uniform</b>	<b>6</b>
<b>Year 4 - Year 6 Boys Core Uniform</b>	<b>7</b>
<b>Year 4 - Year 6 Girls Core Uniform</b>	<b>8</b>
<b>Year 7 - Year 10 Boys Core Uniform</b>	<b>9</b>
<b>Year 7 - Year 10 Girls Core Uniform</b>	<b>10</b>
<b>Year 11 - Year 13 Boys Core Uniform</b>	<b>11</b>
<b>Year 11 - Year 13 Girls Core Uniform</b>	<b>12</b>
<b>FS 1 to FS 2 Boys and Girls PE Uniform</b>	<b>13</b>
<b>Year 1 to Year 13 Boys and Girls PE Uniform</b>	<b>14</b>
<b>Uniform Care Guide</b>	<b>15</b>
<b>Size Guide</b>	<b>16</b>

**Zyra Kids**  
**Design & Fabric Studio**


# FS 1 - FS 2

## BOYS CORE UNIFORM

SHIRT



3/4 TH  
TROUSERS



CARDIGAN



SOCK



BLACK SHOES



BELT & TIE



**Please refer to the size guide on Page 16/17**  
**All colors are for illustrative purposes only.**  
**Original colors might slightly vary.**

# FS 1 - FS 2

## GIRLS CORE UNIFORM

SHIRT



KNEE LENGTH SKIRT



LEGGINGS



CARDIGAN



SOCKS



BLACK SHOES



BELT & TIE



HAIR ACCESSORIES



**Please refer to the size guide on Page 16/17**  
**All colors are for illustrative purposes only.**  
**Original colors might slightly vary.**

# Year 1 - Year 2

## BOYS CORE UNIFORM

SHIRT



3/4TH TROUSER



CARDIGAN



SOCKS



BLACK SHOES



BELT & TIE



**Please refer to the size guide on Page 16/17**  
**All colors are for illustrative purposes only.**  
**Original colors might slightly vary.**

# Year 1 - Year 2

## GIRLS CORE UNIFORM

SHIRT



KNEE LENGTH SKIRT



LEGGINGS



CARDIGAN



SOCKS



BLACK SHOES



BELT & TIE



HAIR ACCESSORIES



**Please refer to the size guide on Page16/17  
All colors are for illustrative purposes only.  
Original colors might slightly vary.**



# Year 3

## BOYS CORE UNIFORM

SHIRT



FULL LENGTH TROUSERS



FULL SLEEVES BLAZER



CARDIGAN



SOCKS



BLACK SHOES



BELT & TIE



**Please refer to the size guide on Page 16/17  
All colors are for illustrative purposes only.  
Original colors might slightly vary.**



# Year 3

## GIRLS CORE UNIFORM



**Please refer to the size guide on Page 16/17**  
**All colors are for illustrative purposes only.**  
**Original colors might slightly vary.**

# Year 4 - Year 6

## BOYS CORE UNIFORM



**Please refer to the size guide on Page 16/17  
All colors are for illustrative purposes only.  
Original colors might slightly vary.**

# Year 4 - Year 6

## GIRLS CORE UNIFORM



**Please refer to the size guide on Page 16/17**  
**All colors are for illustrative purposes only.**  
**Original colors might slightly vary.**

# Year 7 - Year 10

## BOYS CORE UNIFORM



**Please refer to the size guide on Page 16/17  
All colors are for illustrative purposes only.  
Original colors might slightly vary.**

# Year 7 - Year 10

## GIRLS CORE UNIFORM



**Please refer to the size guide on Page 16/17**  
**All colors are for illustrative purposes only.**  
**Original colors might slightly vary.**

# Year 11 - Year 13

## BOYS CORE UNIFORM

SHIRT



FULL LENGTH  
TROUSERS



FULL SLEEVES  
BLAZER



CARDIGAN



SOCKS



BLACK SHOES



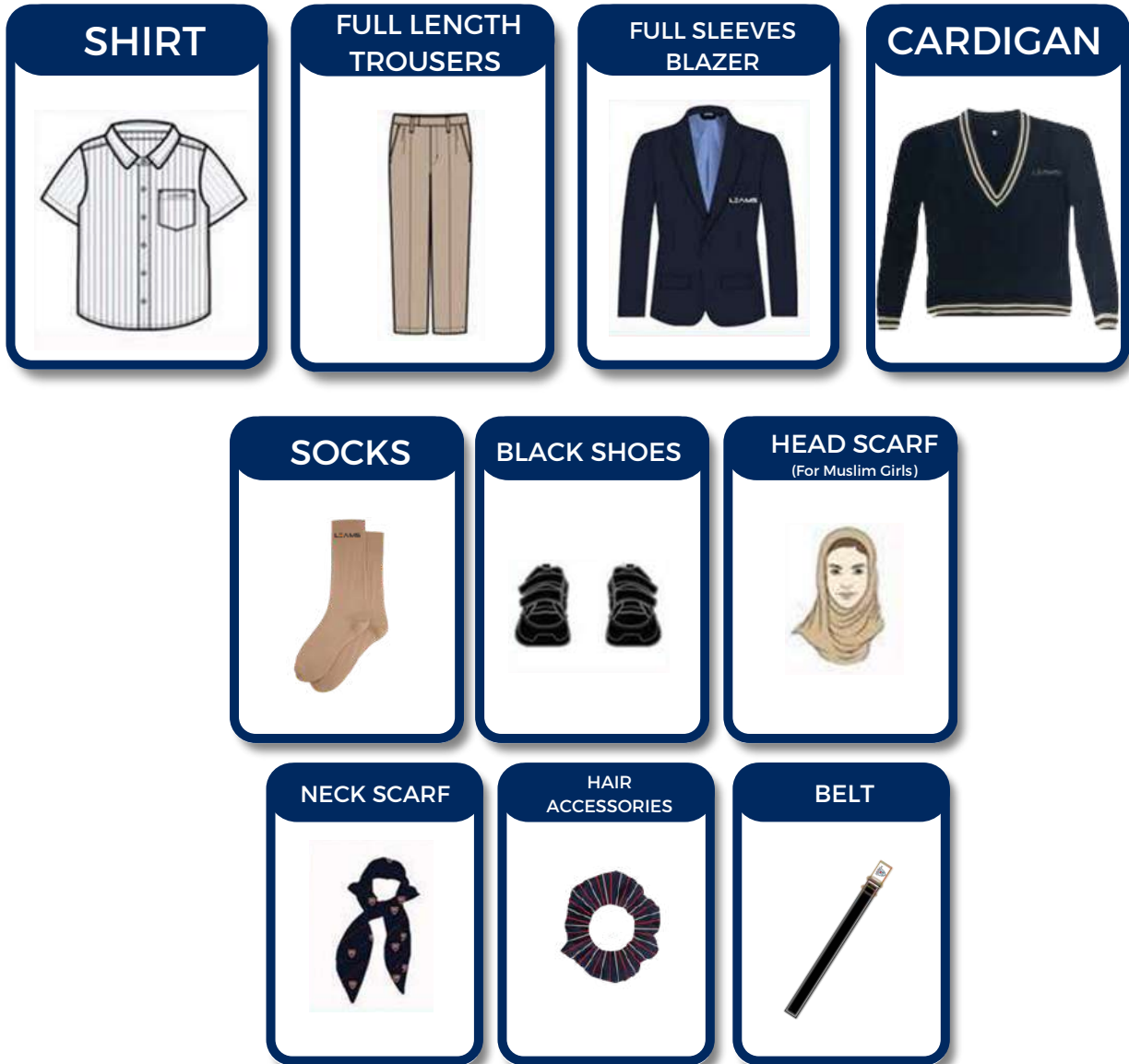
BELT & TIE



**Please refer to the size guide on Page 16/17  
All colors are for illustrative purposes only.  
Original colors might slightly vary.**

# Year 11 - Year 13

## GIRLS CORE UNIFORM




**Please refer to the size guide on Page 16/17**  
**All colors are for illustrative purposes only.**  
**Original colors might slightly vary.**



# FS 1 TO FS 2

## BOYS & GIRLS PE UNIFORM



**Please refer to the size guide on Page 16/17**  
**All colors are for illustrative purposes only.**  
**Original colors might slightly vary.**

# Year 1 TO Year 13

## BOYS & GIRLS PE UNIFORM

P.E T-SHIRT



P.E T-SHIRT



P.E T-SHIRT



P.E T-SHIRT



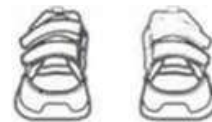
TROUSER



SOCKS



WHITE SHOES



**Please refer to the size guide on Page 16/17**  
**All colors are for illustrative purposes only.**  
**Original colors might slightly vary.**

# WASH CARE



The following guidelines will help you gain longevity from your garment.

## Skirts/ Trouser/Shorts

- Wash at 40 C. Higher temperatures will cause shrinkage, affect the color, or weaken the fibers. Wash dark colors separately. Avoid strong fabric conditioners as they can break the fibers. Do not bleach.
- Do not tumble dry pleated garments as the pleats will disappear. For best results simply drip dry after washing.
- If you want to improve the creases, use a steam iron or a clean damp cloth, with a regular iron. Do not use a hot iron directly on the garment.

## Skirt- Blouses

- Can be machine washed on a gentle polyester/easy care/delicate program up to 40 C. Avoid strong fabric conditioners. Do not bleach.
- These shorts do dry very quickly if left to dry naturally, but if you want to tumble dry them ensure they are on a cool setting.
- Ironing is not necessary for these shorts. However if you want to iron, use a cool iron setting and place a clean damp cloth between the garment and the iron. Do not iron directly on to the garment and do not use excessive heat as this makes the fabric brittle. Do not iron on the print or Embroidery directly please iron on reverse.

## SHOE CARE – BLACK

- Simply remove excess dirt with a cloth and/ or a brush and apply the cream shoe polish never liquid shine evenly to your shoes.
- Make it a point to polish your shoes once in 2 days to restore the appearance of your shoes.
- Store your shoes using a shoe tree, this will help the shoe retain its shape. If you don't have a shoe tree, stuff the toe cap with newspaper or tissue.
- Never store shoes near direct heat.

\* KINDLY NOTE THAT ANY PRINTS / LOGOS / EMBELLISHMENTS MUST NOT BE IRONED ON DIRECTLY BUT INSTEAD ON THE REVERSE.



# SIZE GUIDE

## UNISEX HALF SLEEVE: SHIRT (FS 1 - Year 13)

SIZE	2	3	4	5	6	7	8	9	10	11	12	13	14
	15	16	17	18									

## TROUSER 3/4 TH LENGTH (FS 1 - Year 2 BOYS)

SIZE	2	3	4	5	6	7	8
------	---	---	---	---	---	---	---

## TROUSER FULL LENGTH (BOYS Year 3 - 12) (GIRLS Year 7 - 13)

SIZE	8	9	10	11	12	13	14	15	16	17	18	20
------	---	---	----	----	----	----	----	----	----	----	----	----

## UNISEX FULL SLEEVE BLAZER: SHIRT (Year 3 - 13)

SIZE	24	26	28	30	32	34	36	38	40	42	44
------	----	----	----	----	----	----	----	----	----	----	----

## KNEE LENGTH SKIRT GIRLS FS 1 TO Year 6

SIZE	2	3	4	5	6	7	8	9	10
------	---	---	---	---	---	---	---	---	----



# SIZE GUIDE

## SCARF

GRADE	GIRLS	BOYS
Year 7 TO 11	NECK SCARF	STANDARD TIE
Year 12 TO 13	NECK SCARF	STANDARD TIE

## UNISEX PE T-SHIRT AND TRACK PANT (FS 1 TO FS 2)

SIZE	3 - 4	4 - 5
------	-------	-------

## UNISEX (PE T-SHIRT AND TRACK PANT Year 1 - 13)

SIZE	24	26	28	30	32	34	36	38	40	42	44
------	----	----	----	----	----	----	----	----	----	----	----